




BOSCH

Invented for life

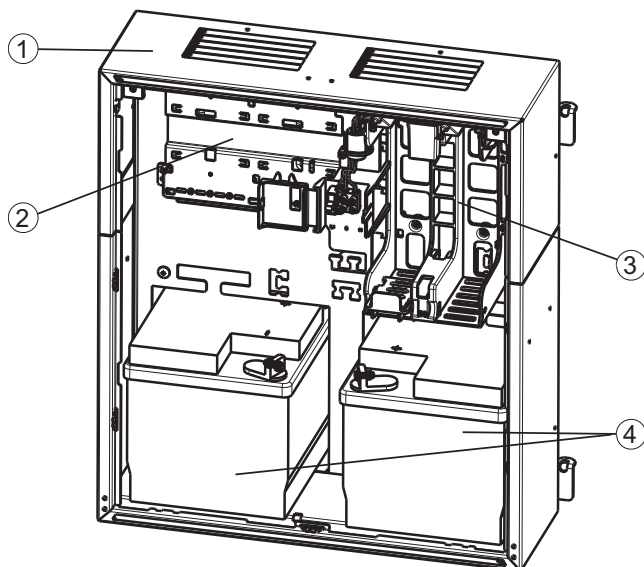
FPP-5000 External Power Supply Unit Kit 24 V/6 A



- ▶ **Charging process controlled by temperature and time**
- ▶ **Voltage outputs each electronically fused and connectable in parallel**
- ▶ **Can hold two batteries**

The FPP-5000 External Power Supply Unit Kit is designed for universal power supply, and has space for two 12 V/45 Ah batteries. This is configured using components of the Modular Fire Panel FPA-5000.

System Overview



Pos. Description

- | | |
|---|--|
| 1 | Power Supply Housing, Frame Installation, medium PMF 0002 A |
| 2 | Mount for 1 Panel Rail Short PRS 0002 A to hold 1 Battery Controller Module BCM-0000-B |
| 3 | Power Supply Bracket for 1 UPS 2416 A Universal Power Supply 24 V/6 A |
| 4 | Space for 2 batteries 12 V/45 Ah |
- The Power Supply Housing is positioned on a Mounting Frame Medium FMH 0000 A (not shown).

Functions

In the case of the FPP-5000 Power Supply Unit, the Panel Rail made of glass fiber reinforced plastic is fitted a BCM-0000-B Battery Controller Module.

The Power Supply Unit is inserted into the Power Supply Bracket, and is immediately operational via the pre-wired plug-and-socket connections.

The bracket is equipped with a thermal sensor.

The Universal Power Supply UPS 2416 A is protected against excess voltage and reversed polarity. The output voltage is monitored and controlled externally. The output FAULT signals that a malfunction has occurred. The green onboard LED shows that the unit is operational.

The BCM-0000-B Battery Controller Module monitors the power supply and controls the charging of the batteries (2 x 12 V / 45 Ah), subject to temperature parameters and set times.

Each voltage output is electronically fused. All voltage outputs can be connected in parallel.

Certifications and Approvals

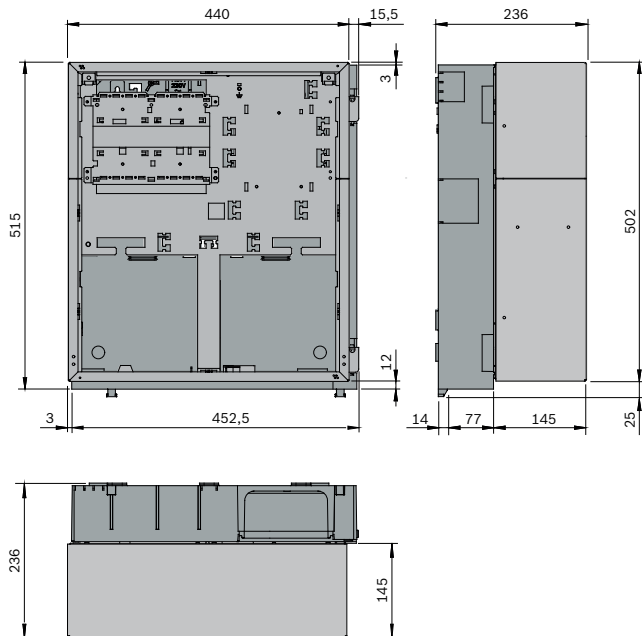
Complies with:

- EN 54-4:1997/A1:2002
- EN 54-17:2005

Region	Certification	
Germany	VdS	G 205050 FPP-5000
Europe	CE	FPP-5000 Energieversorgung
	CPD	0786-CPD-20357 FPP-5000

Installation/Configuration Notes

Installation dimensions



Parts Included

Amount	Components
1	PMF 0002 A Power Supply Housing Frame Installation medium, with Power Supply Bracket
1	FMH 0000 A Mounting Frame Medium
1	UPS 2416 A Universal Power Supply 24 V/6 A
1	PRS 0002 A Panel Rail Short
1	BCM-0000-B Battery Controller Module
1	CPB 0000 A Cable Set BCM/UPS
1	CBB 0000 A Cable Set BCM/Battery
1	Battery pole connection cable for Frame Installation Housing
1	Supplementary package

Note Optional: Earth Bar FPO-5000-EB

Technical Specifications

Electrical

Input voltage range	100 V AC to 240 V AC
Input frequency range	50 Hz to 60 Hz
Efficiency	85%
Bridging time	> 100 ms at 230 V AC
Output voltage	<ul style="list-style-type: none"> • Mains supply 26 to 29 V DC (dependent on temp.) • Mains supply nominal 26.8 V DC (at 40 °C) • Battery supply 21 to 23 V DC
Max. output current	6 A
Max. output	160 W (permanent)
Capacity of the fault outputs BAT FAULT, AC FAULT, and collective fault	0 V / 0 to 20 mA
Voltage outputs	<ul style="list-style-type: none"> • 2 switch outputs +24 V / 2.8 A (20.4-30 V), battery buffered

Mechanics

Housing material	Sheet steel, painted
Housing color	Slate gray, RAL 7015 Front: anthracite gray, RAL 7016
Dimensions (installed)	Approx. 527 x 456 x 236 mm

Environmental Considerations

Classes of equipment as per EN 60950	Class I equipment
Permissible operating temperature	-5 °C to 50 °C
Permissible storage temperature	-20 °C to 60 °C
Relative humidity	Max. 95% non-condensing
Cooling	Ventilation without ventilator

Ordering Information

FPP-5000 External Power Supply Unit Kit 24 V/6 A	FPP 5000
---	-----------------

for universal power supply

Accessories

FPP-5000-TI Trouble Interface for FPP-5000	FPP-5000-TI
---	--------------------

usable for FPP-5000 External Power Supply
Unit Kit 24 V/6 A

Americas:
Bosch Security Systems, Inc.
130 Perinton Parkway
Fairport, New York, 14450, USA
Phone: +1 800 289 0096
Fax: +1 585 223 9180
security.sales@us.bosch.com
www.boschsecurity.us

Europe, Middle East, Africa:
Bosch Security Systems B.V.
P.O. Box 80002
5600 JB Eindhoven, The Netherlands
Phone: + 31 40 2577 284
Fax: +31 40 2577 330
emea.securitysystems@bosch.com
www.boschsecurity.com

Asia-Pacific:
Robert Bosch (SEA) Pte Ltd, Security Systems
11 Bishan Street 21
Singapore 573943
Phone: +65 6258 5511
Fax: +65 6571 2698
apr.securitysystems@bosch.com
www.boschsecurity.com

Represented by